



[Watch Webinar Recording Here](#)

Introduction to Hazardous Areas and HA Classification

Thursday, 5th May 2022 | Technical Topic Webinar

Presented By

Alexandra Gregory | EIT Lecturer and Senior Electrical Engineer

We are dedicated to ensuring that you receive a world-class education and gain skills that you can immediately implement in the workforce.



Engineering Specialists

EIT is one of the only institutes in the world specializing in Engineering. We deliver professional certificates, diplomas, advanced diplomas, undergraduate and graduate certificates, bachelor's and master's degrees, and a Doctor of Engineering.



Industry Oriented Programs

Our programs are designed by industry experts, ensuring you graduate with cutting-edge skills that are valued by employers. Our program content remains current with rapidly changing technology and industry developments.



World-Class Australia Accredited Education

Our vocational programs and higher education degrees are registered and accredited by the Australian Government. We have programs that are also recognized under three international engineering accords.



Industry Experienced Lecturers

Our lecturers are highly experienced engineers and subject specialists with applied knowledge. The technologies employed by EIT, both online and on-campus, enable us to source our lecturers from a large, global pool of expertise.



Unique Delivery Model

We deliver our programs via a unique methodology that makes use of live and interactive webinars, an international pool of expert lecturers, dedicated learning support officers, and state-of-the-art technologies such as hands-on workshops, remote laboratories, and simulation software.

Agenda

1	Welcome and Introduction
2	Introduction to Hazardous Areas
3	Classification Terminology
4	Properties of Hazardous Materials
5	Hazardous Area Classification Process
6	Conclusion and Q&A





Alexandra Gregory

EIT Lecturer & Senior Electrical Engineer at AECOM

- Chartered Professional Engineer (CPEng) with Engineers Australia
- Registered Professional Engineer (RPEQ) in QLD
- National Engineering Register (NER)

Introduction to Hazardous Areas

What is a Hazardous Area? An area in which an explosive atmosphere is present, or may be expected to be present, in quantities such as to require special precautions for the construction, installation and use of potential ignition sources

Can be caused by

- Gases/Liquids
- Dusts
- Mining (Methane)

What are some examples?

- Refuelling or petrol stations
- Metal surface grinding (especially aluminium dusts)
- Aircraft refuelling and hangars
- Hospital operating theatres
- Processing plants
- Sewerage treatment plants
- Gas pipelines
- Woodworking areas
- Sugar refineries

Hazardous Classification Standards (Australia)

- AS/NZS 60079.10.1 – Gas/Vapour/Mist
(IEC 60079-10-1, Ed.1.0 (2008) MOD)
- AS/NZS 60079.10.2 – Combustible Dusts
(IEC 60079-10-2, Ed.2.0 (2015))
- AS/NZS 60079.14 – Design selection, erection and initial inspection
(IEC 60079-14:2013 (ED.5.0) MOD)
- AS/NZS 60079.20.1 – Material properties
(IEC 60079-20-1, Ed. 1.0 (2010))

Introduction to Hazardous Areas

The above hazardous areas do not include **Explosive Hazardous Areas (EHAs)** which are covered under a separate set of regulations (eg eDEOP for Defence)

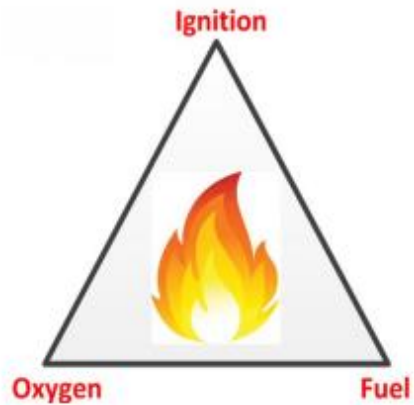
Dangerous Goods are substances that are corrosive, flammable, explosive, spontaneously combustible, toxic, oxidising or water reactive.

Classification of dangerous goods is described in the *Australian code for the Transport of Dangerous Goods by Road and Rail*, which is closely aligned with international requirements of the *United Nations Recommendation on the Transport of Dangerous Goods*, and relevant state legislation, which may provide additional guidance on specific materials.

Causes of Explosions

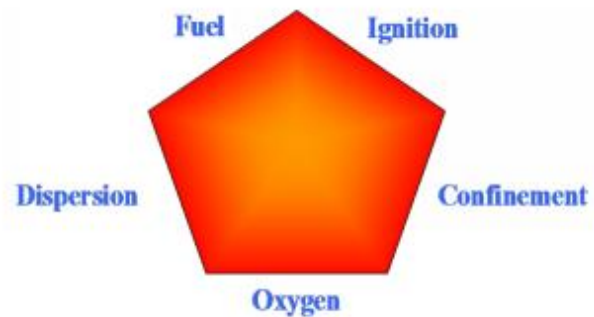
Infernal Triangle

Figure 3 The Infernal Triangle



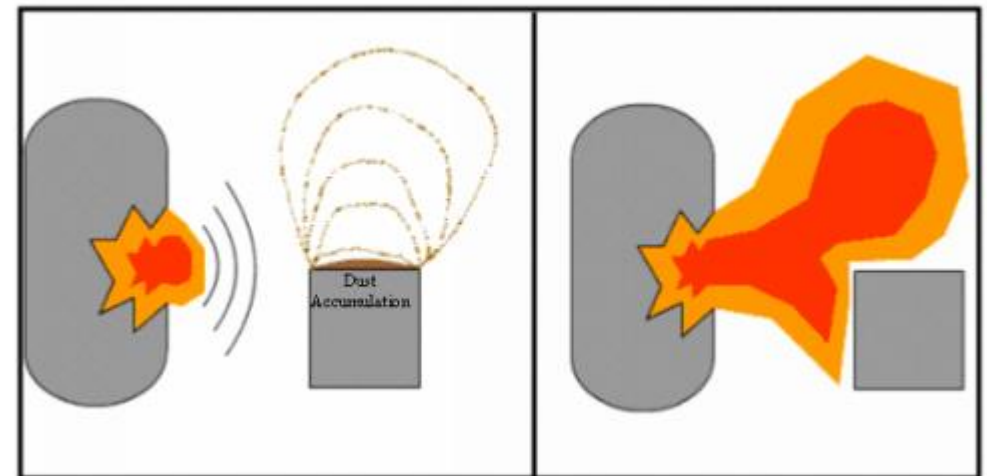
Dust Pentagon

and The Dust Pentagon



Dust Explosion

Figure 9 Dust Explosion

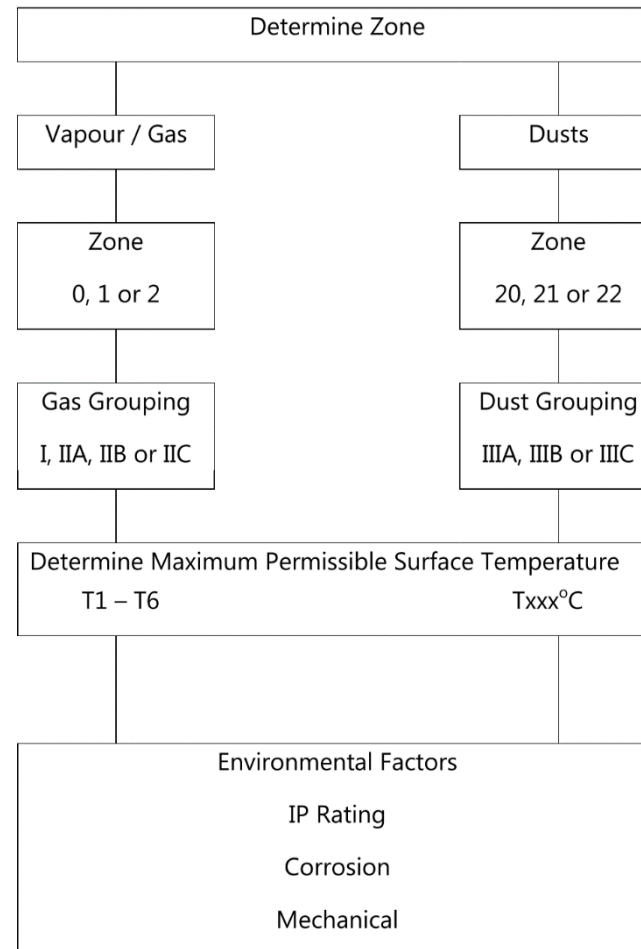


2012 Gas Plant Explosion – Mexico



<https://www.youtube.com/watch?v=7thZ3PTpqxY>

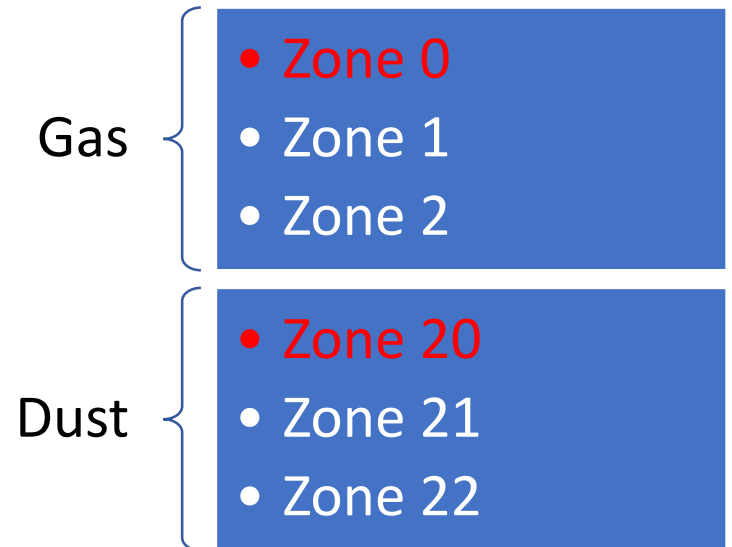
Classification Terminology – Overview



Classification Terminology - Zones

Probability of a hazardous area being forming within certain areas and the duration it exists (0 is most likely - 2 less likely, NH no risk).

- Zone 0 – an area in which explosive gas atmosphere is **present continuously**, or is expected to be present for long periods of time
** this is the most onerous**
- Zone 1– an area in which explosive gas atmosphere is **likely to occur** in normal operation occasionally
- Zone 2 – an area in which explosive gas atmosphere is **not likely to occur** in normal operation and if it does it will exist for short period only or abnormal conditions



Classification Terminology – Material Group

In addition to the probability of an explosive atmosphere being present (as defined by the Zone), the **properties** of the material causing the hazard are also considered.

Groups are related to the hazard.

- Group I = Coal Mines (Methane) and Coal Dust
- Group II = Explosive Gas Atmospheres
- Group III = Combustible Dust Atmosphere

Classification Terminology - Sub-Groups

Sub-groups are defined by energy levels

For Group II (GAS), there are three subgroups

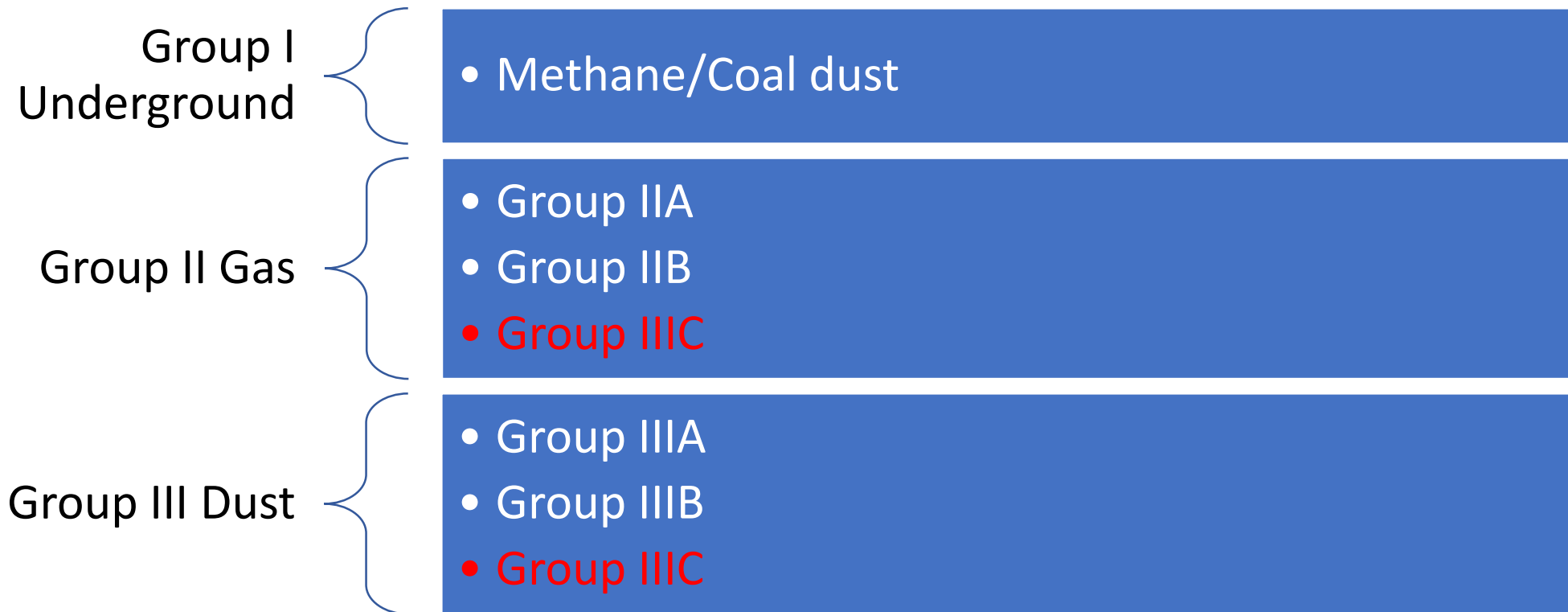
- Group IIA = Methane and Propane
- Group IIB = Ethylene
- Group IIC = Hydrogen and Acetylene *** this is the most onerous***

DUST - Combustible Dust Atmosphere

- Group IIIA: Large particles (flyings) - requires IP5X
- Group IIIB: Non-conductive (> 1kOhm) - requires IP5X
- Group IIIC: Conductive (< 1k Ohm) - requires IP6X *** this is the most onerous***

Classification Terminology

Putting it all together



Properties of Hazardous Materials

Flammable Verse Combustible

< 61 degrees – flammable

> 61 degrees - combustible (high flash point) --> No zones required for combustible

You need EX rated equipment for Flammable material as it is considered 'Hazardous'. You do not need Ex rated equipment for Combustible.

Gas v Vapour V Mist

At normal temperature:

Gas – does not occur in liquid form

Vapour – may be in contact with its liquid form

Mist - Cloud of condensed vapour

Properties of Hazardous Materials

Auto Ignition Temperature determines the likelihood of an explosion occurring without an ignition source, for example, as a result of a hot surface. Dust has different temperatures for 'layer' versus 'cloud'

Minimum ignition energy is energy in Joules (watt-sec) required to ignite a substance. A certain minimum energy required is for an explosion to occur.

Flashpoint is an indication of whether a flammable mixture mix of vapour and air is likely to occur above a liquid at a given temperature.

Properties of Hazardous Materials

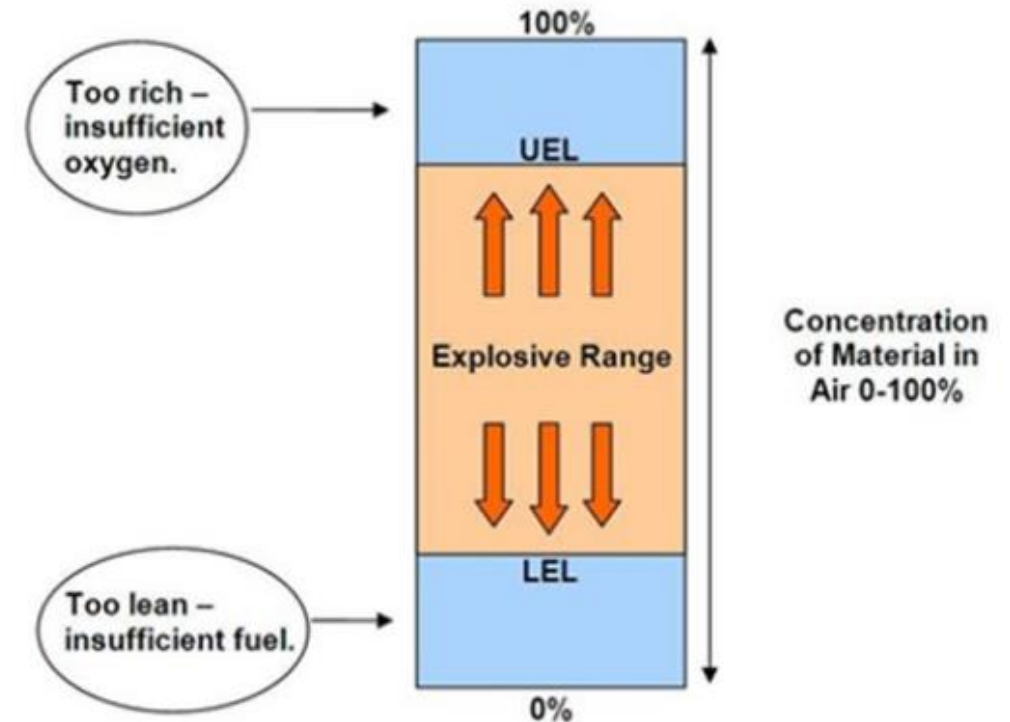
UEL – Upper Explosive Limit

LEL – Lower explosive limit

→ lower the flashpoint the more dangerous the vapour is!

→ Gases do not have a flashpoint because they are already vapours

Figure 6 Explosive Range Explained



Properties of Hazardous Materials

Example of Flammable Liquids and Gases and their properties from AS/NZS 60079.20.1

→ Always refer to the safety data sheet for the specific product

Table 8 Examples of Flammable Liquids and Gases and their Properties

Reference *AS/NZS 60079.20.1* and Safety Data Sheets.

Material	Boiling Point (°C at 1 atm)	Flashpoint (°C, closed cup)	Auto Ignition Temperature (°C)	Group II	Explosive Limits (% Fuel)		Relative Vapour Density (Air = 1)
					LEL	UEL	
Acetone	56	-20	465	IIA	2.15	13	2
Acetylene	-83	Gas	305	IIC	2.5	100	0.9
Ammonia	-33	Gas	651	IIA	16	25	0.6
Benzene	80	12	498	IIA	0.9	2.8	2.8
Butane	-1	Gas	372	IIA	1.6	8.4	2
Butyl amine	-6	Gas	312	IIA	1.7	9.8	2.5
Carbon monoxide	-----	Gas	805	IIA	10.9	74	0.97
Ethane	-89	Gas	472	IIA	3	12.5	1
Ethanol	78	12	363	IIB	3.3	19	1.6
Ethyl methyl ether	7.4	Gas	190	IIB	2.0	10.1	2.1
Ethylene	-104	Gas	425	IIB	2.3	36	1
Ethylene oxide	11	-18	435	IIB	2.6	100	1.5

Properties of Hazardous Materials

Temperature Class

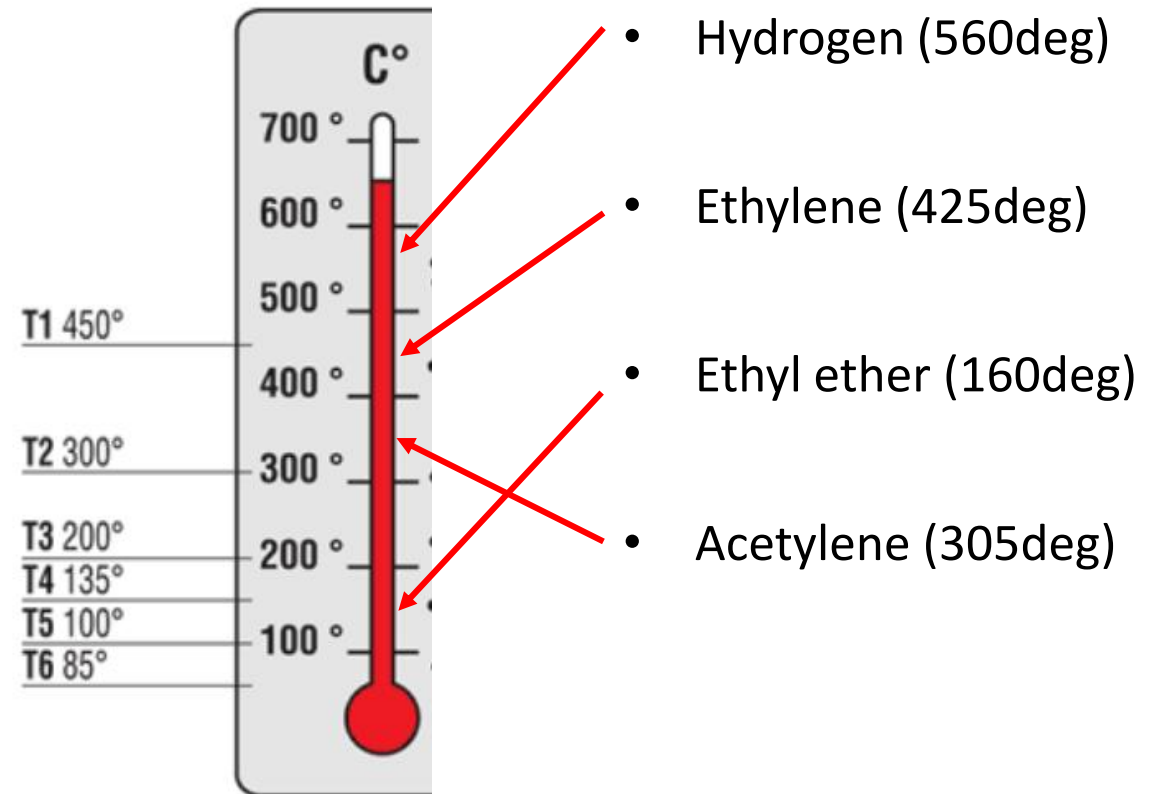
The hazardous area will have an Auto-Ignition Temperature (AIT) - where by the temperature can ignite the flammable gases/vapour without a spark.

Any equipment located within the defined hazardous area must be prevented from reaching the AIT.

Properties of Hazardous Materials

Temperature Class Example

Equipment Temperature Class required by Area Classification	Ignition Temperature of Gas/Vapour (°C)	Allowable Equipment Temperature Classes
T1	450	T1 – T6
T2	300	T2 – T6
T3	200	T3 – T6
T4	135	T4 – T6
T5	100	T5 – T6
T6	85	T6



Hazardous Area Classification Process

Hazardous Areas – Why Classify?

Identify where there is a high probability than an explosive atmosphere may exist so that **control measures** can be implemented

We can reduce the risk through Hierarchy of Controls

- Substitution
- Control
- Mitigation

Hazardous Area Classification Process

Hazardous Areas – Defined by Who?

The standard requires that Hazardous Areas are classified by a competent person. In this instance, a competent person is someone who is qualified (through formally recognised training program)

You must also be deemed competent to

- Select equipment for installation within Hazardous Areas
- Conduct Audits / Inspections of the Hazardous Areas

Competency defined by AS/NZS 60079.14 Explosive atmospheres (IEC 60079-14:2013 (ED.5.0))

Hazardous Area Classification Process

1. Define the Hazard
2. Assess the probability of an explosive atmosphere occurring
3. Produce Documentation

Hazardous Area Classification Process

1. Define the Hazard

Consider Personnel (External) influences

- What maintenance operations impact safety
- Operation procedures
- Processes nearby
- Evacuation procedures

Understand process conditions

- Ambient temperatures
- Process pressures
- Storage / handling

Hazardous Area Classification Process

2. Assess the Probability

Identify source of release / grade of release

- Continuous / intermittent release
- Normal or only during failure

Define Ventilation

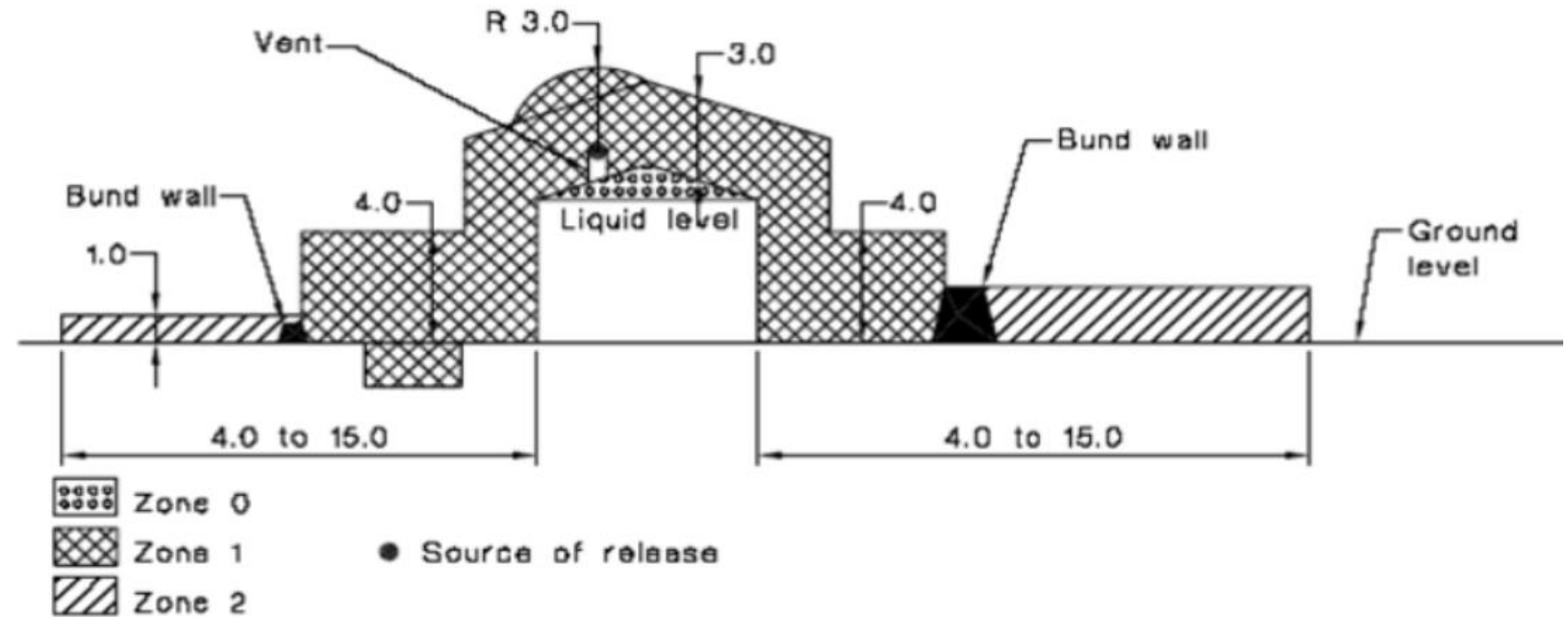
- Adequate / not adequate

Define Hazardous 'Zones'

- Zone is the frequency and duration of a release
- E.g Zone 0 / 1 / 2 for Gas or Zone 20 / 21 / 22 for Dust

Hazardous Area Classification Process

Example Classification



AS/NZS 60079.10.1, Annex ZA, clause ZA.5.2.1.2 vertical and horizontal vented tanks.

Hazardous Area Classification Process

3. Document

Classification Report

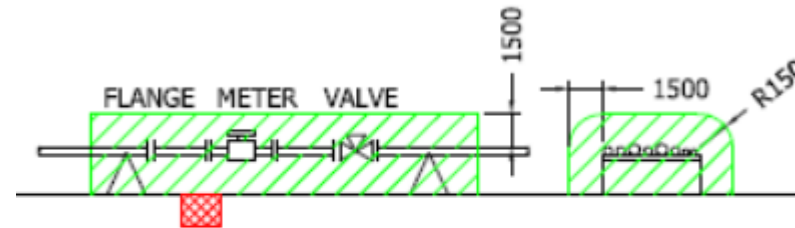
- Report background and captures client comments
- Explanation of assumptions
- Information used (SDS, temperature, pressure, location etc)
- Basis of certification relating to Type, Zone etc

Drawings

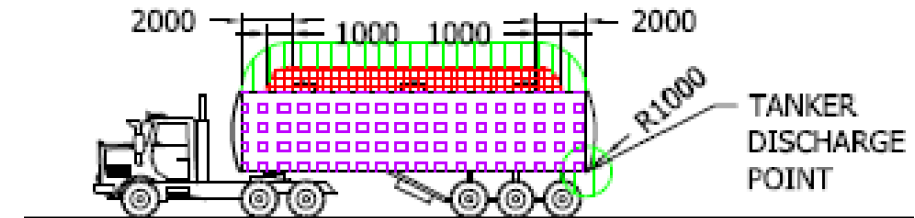
- Type and extent of zones
- Temperature class
- Gas Group designation

Hazardous Area Classification Process

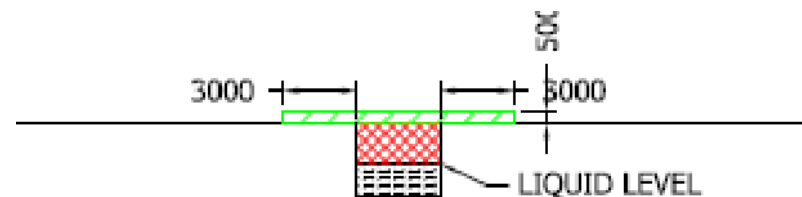
Examples



FLAMMABLE LIQUID DETAIL 1A
PLANT PIPELINES IN ADEQUATELY
VENTILATED LOCATIONS
SOURCE OF RELEASE METHOD
AS/NZS 60079.10.1:2009 CLZA.5.2.8



DETAIL 106
TYPICAL TRANSPORT TRUCK
UNLOADING OPERATION ONLY
AS/NZS 61241.10:2005 CL6.3.2, 6.3.3



FLAMMABLE LIQUID DETAIL 4B
OPEN TOPPED EFFLUENT PITS (BELOW GROUND LEVEL)
AS/NZS 60079.10.1:2009 CLZA.5.2.10(b)



- Hazardous Areas may be present in existing or new installations and involve Flammable liquids, vapours, gases or dusts
- Flammable is different to Combustible
- Dangerous goods can include Hazardous materials, but also are separate
- Gas Groups are IIA, IIB and IIC and can be Zone 0, 1 or 2
- Dust Groups are IIIA, IIIB or IIIC and can be Zone 20, 21, 22
- Classification Process: Define the Hazard, Assess the probability, Document

Whenever a hazardous area is encountered seek advice from a “Competent Person”

Upcoming Webinars



Free Webinar

Explore Engineering Pathways with EIT's Undergraduate & Graduate Certificates

3:00PM - 4:00PM (AWST)
Wednesday 11 May, 2022

[Register Now](#)

CRICOS Provider Number: 03567C | Higher Education Provider Number: 14008 | RTO Provider Number: 51971



Free Webinar

How to Enhance Building Decision-Making Processes Through BIM

Presented by
Mrs. Karoline Figueiredo - EIT Lecturer
7:00PM - 8:00PM (AWST)
Thursday 19 May, 2022

[Register Now](#)

CRICOS Provider Number: 03567C | Higher Education Provider Number: 14008 | RTO Provider Number: 51971



Free Webinar

The Energy Transition - How Will It Evolve?

Presented by
Dr. Lucas Skoufa - EIT Lecturer
3:00PM - 4:00PM (AWST)
Thursday 26 May, 2022

[Register Now](#)

CRICOS Provider Number: 03567C | Higher Education Provider Number: 14008 | RTO Provider Number: 51971



Free Webinar

Current Trends on Concrete as Construction Material to Capture CO2

Presented by
Dr. Ana Evangelista - EIT Lecturer
3:00PM - 4:00PM (AWST)
Thursday 9 June, 2022

[Register Now](#)

CRICOS Provider Number: 03567C | Higher Education Provider Number: 14008 | RTO Provider Number: 51971



Free Webinar

Augmented Reality in Industrial Revolution

Presented by
Dr. Akhlaqur Rahman - EIT Lecturer
3:00PM - 4:00PM (AWST)
Thursday 16 June, 2022

[Register Now](#)

CRICOS Provider Number: 03567C | Higher Education Provider Number: 14008 | RTO Provider Number: 51971



Free Webinar

The Importance of Considering the Three Sustainable Pillars in Construction

Presented by
Mrs. Karoline Figueiredo - EIT Lecturer
7:00PM - 8:00PM (AWST)
Thursday 23 June, 2022

[Register Now](#)

CRICOS Provider Number: 03567C | Higher Education Provider Number: 14008 | RTO Provider Number: 51971



Upcoming webinars: <https://www.eit.edu.au/news-events/events/>

Upcoming EIT Courses



We have a range of courses in Civil, Electrical, Mechanical and Industrial Automation Engineering.

Course Type	Intakes/start date
Professional Certificate of Competency courses (short courses)	Throughout the year
Diploma & Advanced Diploma courses	Throughout the year
Undergraduate Certificates	25 July 2022
Bachelor of Science degrees	25 July 2022
Graduate Certificates	27 June 2022
Master of Engineering degrees	27 June 2022
Doctor of Engineering	25 July 2022
On Campus Bachelor's, Master's and Doctor of Engineering programs	1 August 2022

See our full course schedule here: www.eit.edu.au/schedule/

Certificate of Attendance

To receive your digital certificate of attendance for participating in this webinar, please fill out the form and survey here (or scan the QR Code):

qrco.de/bcxTNU

Please note that Certificate of Attendances will be sent out in the next 1-2 business days.

SPECIAL OFFER

Receive a 5% discount code with your certificate for our Professional Certificate of Competency in Hazardous Areas & Intrinsic Safety For Engineers & Technicians course



Q&A

Thank you for attending.

Contact Us:



Website
www.eit.edu.au



Email
webinars@eit.edu.au



Head Office
1031 Wellington Street West Perth
Perth, WA 6005



Courses
<https://www.eit.edu.au/schedule/>



Phone
Inside Australia: 1300 138 522
Outside Australia: +61 8 9321 1702